

# INBIZ – ACCOUNT NICKNAMES IMPORT

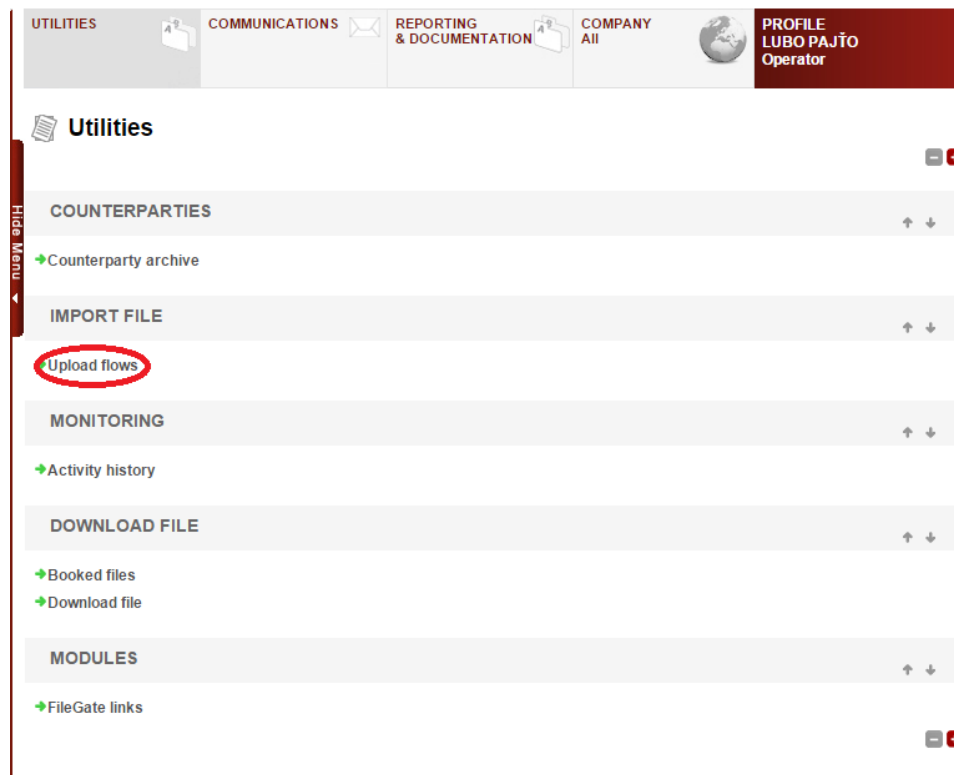
This **document** was created for you, the InBiz user, to provide you with a simple guide for import of account nicknames in InBiz.

# ACCOUNT NICKNAMES IMPORT

The functionality *Account nickname association* (import of account nicknames) is available only for the user in the role Master or Configurator. For account nicknames import you have to use the .xls file prepared according to the template.

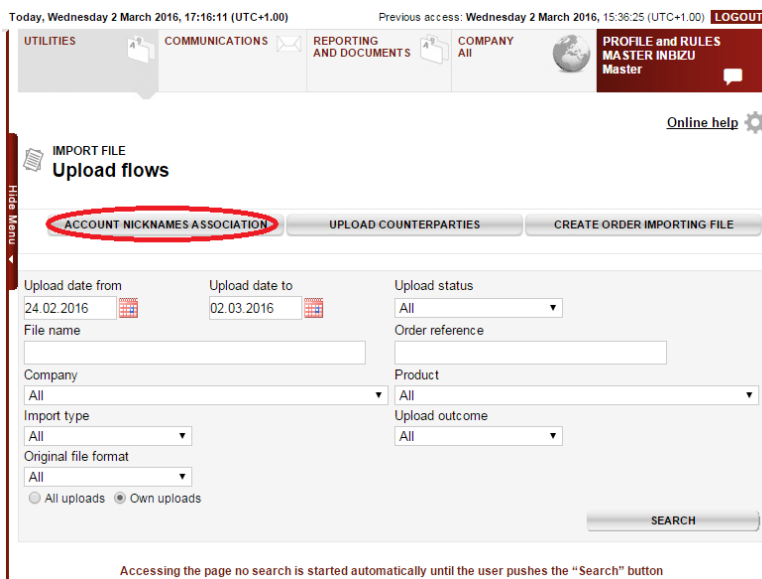
	A	B
1	<b>Account number</b>	<b>Account name</b>
2	SK6002000000001134918393	USD_Janakova
3	SK2302000011690011706441	EUR_Janakova_2podp_83+86
4	SK4402000000001130340184	EUR_Karabová
5	SK3102000000001169123152	pokus
6	SK4402000000000053546191	XML

Account nickname import can be executed in the functionality *Upload flows* available in the section *Utilities*.




The screenshot shows the VUB BANKA system interface. At the top, there are navigation tabs: UTILITIES, COMMUNICATIONS, REPORTING & DOCUMENTATION, and COMPANY All. The user profile is identified as LUBO PAJTO, Operator. The main menu on the left is titled 'Utilities' and contains several sections: COUNTERPARTIES, IMPORT FILE, MONITORING, and MODULES. The 'Upload flows' option under the 'IMPORT FILE' section is circled in red. Other options include 'Counterparty archive', 'Activity history', 'Booked files', 'Download file', and 'FileGate links'.

After redirecting to the main page of the *Upload flows* functionality, click on the option *Account nickname association* in order to be redirected to the page dedicated for import of account nicknames.



Today, Wednesday 2 March 2016, 17:16:11 (UTC+1.00) Previous access: Wednesday 2 March 2016, 15:36:25 (UTC+1.00) **LOGOUT**

UTILITIES COMMUNICATIONS REPORTING AND DOCUMENTS COMPANY All PROFILE and RULES MASTER INBIZU Master

Online help 

IMPORT FILE  
**Upload flows**

**ACCOUNT NICKNAMES ASSOCIATION** UPLOAD COUNTERPARTIES CREATE ORDER IMPORTING FILE

Upload date from: 24.02.2016 Upload date to: 02.03.2016 Upload status: All

File name: Order reference:

Company: All Product: All

Import type: All Upload outcome: All

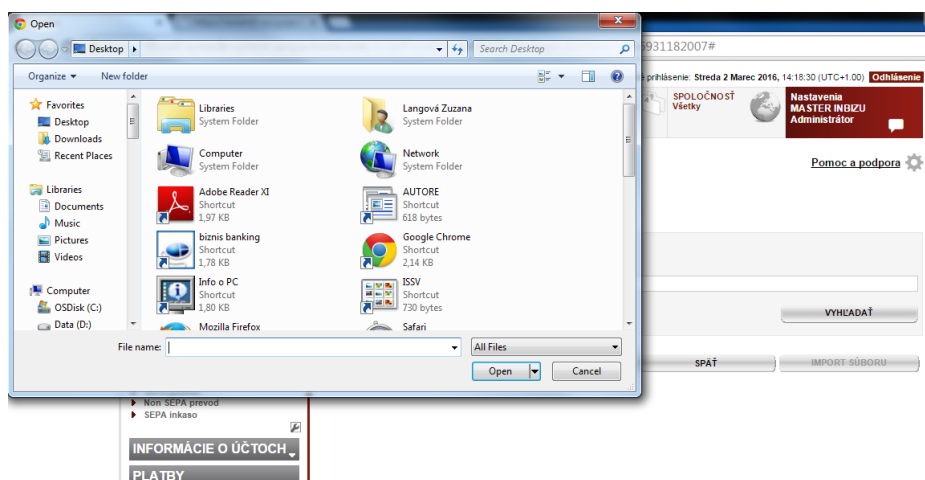
Original file format: All

All uploads  Own uploads

SEARCH

Accessing the page no search is started automatically until the user pushes the "Search" button

Select the import file by clicking on the button **BROWSE**. A pop-up window opens where you can search for the file from your computer.



After selecting the file and clicking on the button **UPLOAD FLOWS**, you will be redirected to the main page of the *Upload flows* functionality, where you can see if the account nickname import was successful. In case of successful import you will see in the column *Result* the value OK and the imported account nicknames will be visible in InBiz.

In case you need more information you can find it on <https://www.vub.sk/inbiz>. You also have the option to fill out the contact form on the same website <https://www.vub.sk/inbiz> or to visit any of the VUB Bank branches and ask for advice or help.

In case you are in need of, or you are interested in more information, the basic telephone contacts 0850 11 17 17 (local call price) or +421 2 48 555 973 (worldwide), where our operators will gladly help you, are available in the left menu.

We wish you many successful transactions via our InBiz service.