

**COVERED BOND PROGRAMME QUARTERLY REPORT**

Report Date 4Q/2023

**ISSUER**

<b>Issuer:</b>	Všeobecná úverová banka, a.s.	<b>Rating:</b>	Moody's
Group	Intesa Sanpaolo Group	Issuer	A2
Controlling authority	National Bank of Slovakia	Covered Bond	Aa1

**COVERED BOND PROGRAMME**
**Cover assets:**

Base assets - Mortgage loans secured by residential property (nominal value incl. accrued interest) 4 827 989 763 €

Liquid assets (fair value) 712 540 536 €

Additional assets (fair value) 0 €

Derivates (fair value) 0 €

**Covered bonds:**

Outstanding value of covered bonds (nominal value incl. accrued interest) 4 570 185 292 €

**Coverage and Overcollateralization (OC):**

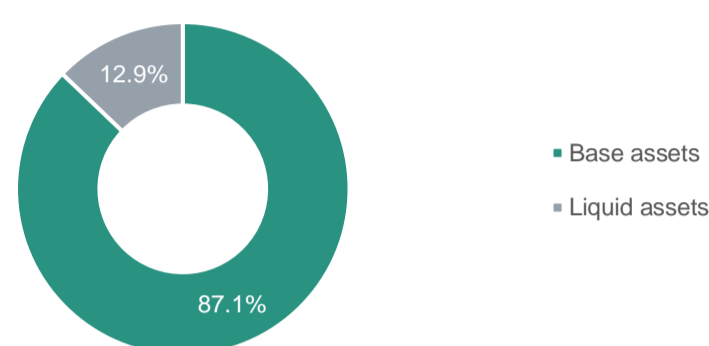
Current OC 20.8%

Legal OC 5.0%

Higher OC (set in Terms and Conditions) 0.0%

Required coverage 4 799 776 697 €

Available coverage 5 540 530 299 €

**Cover Pool Structure**

**BASE ASSETS - RESIDENTIAL MORTGAGE LOANS**

Outstanding amount of mortgage loans 4 827 989 763 €

Average outstanding loan amount 59 002 €

Average original loan amount 73 156 €

Number of loans 81 828

Number of debtors 68 041

Percentage of loans more than 90 days past due 0.00%

Denomination 100% in EUR

Average maturity 22.2 years

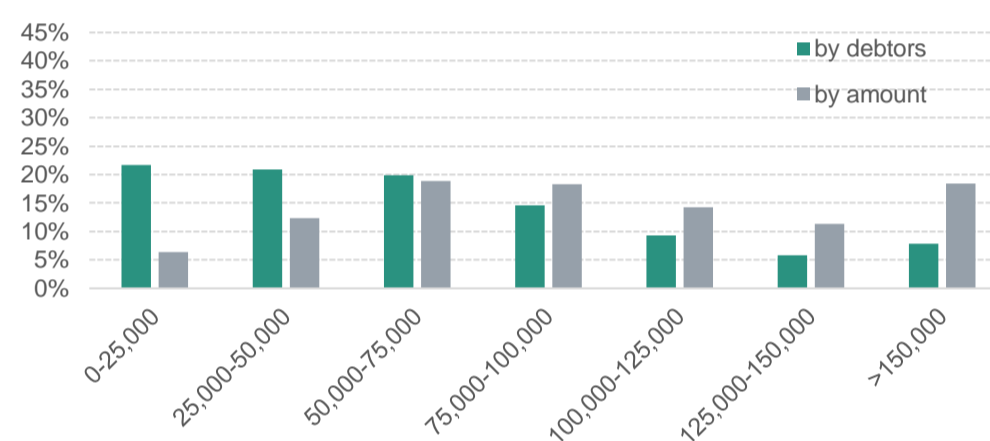
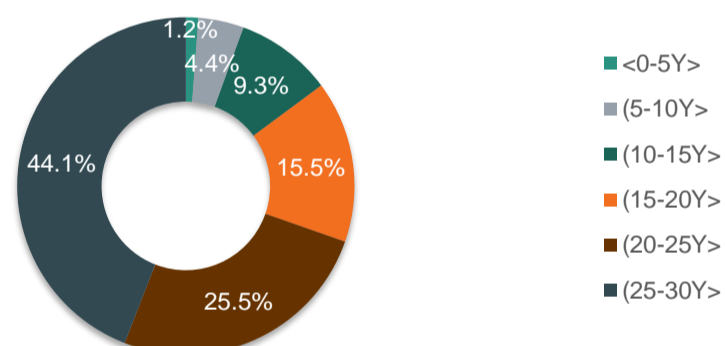
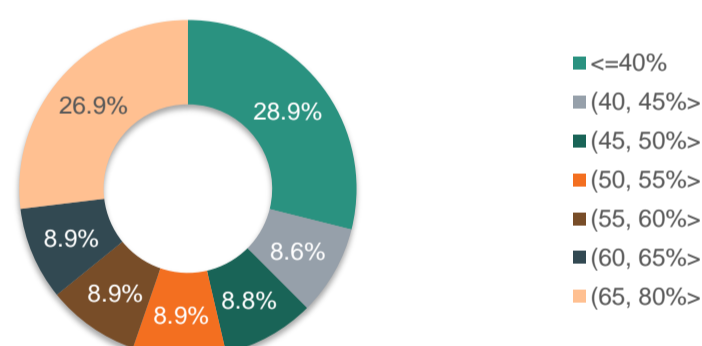
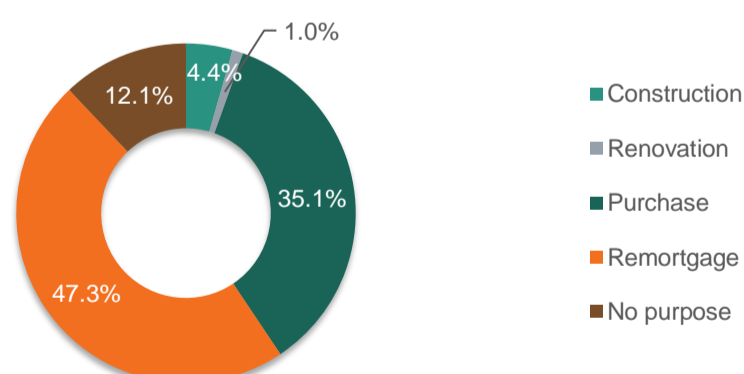
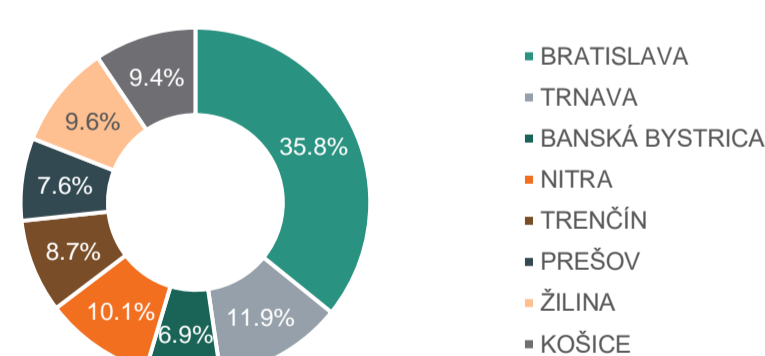
Average utilization 4.2 years

Average LTV 50.8%

Weighted average interest rate 1.8%

Interest rate 100% with fixed interest rate

Typ of borrower 100% retail

**Current Outstanding Balance Distribution**

**Residual Maturity Distribution**

**Residual LTV Distribution**

**Loan Purpose Distribution**

**Regional Distribution**

**The evaluation of properties securing mortgage loans in cover pool:**

The value of property for buying is set as the lowest from selling price, the value determined by the appraisal expert and the price calculated according to internal rule. In case of residential property under construction the value is calculated as the lowest from assumption of its future value and contractual price. For refinancing or non-purpose mortgage loan the property price is set according to the value calculated by appraisal expert. The reevaluation is realized by using the statistical method on annual basis.

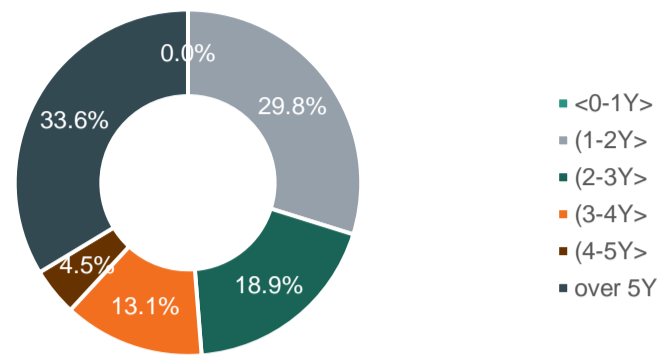
## LIQUID ASSETS & ADDITIONAL ASSETS & HEDGING

### Liquid assets:

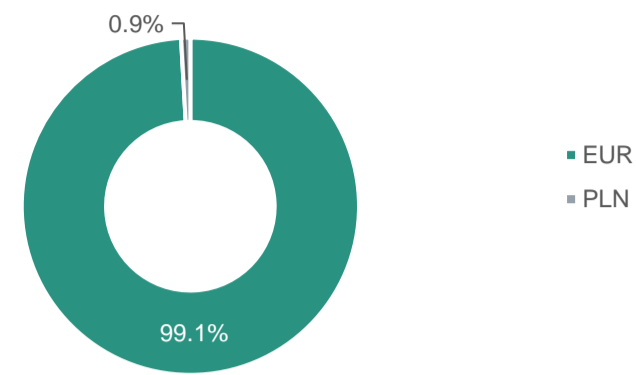
Liquid assets (fair value)

712 540 536 €

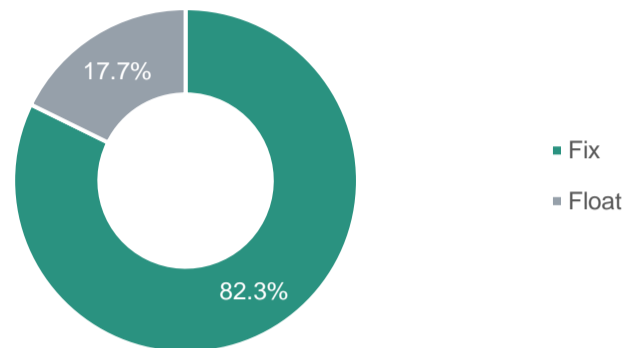
#### Residual maturity distribution



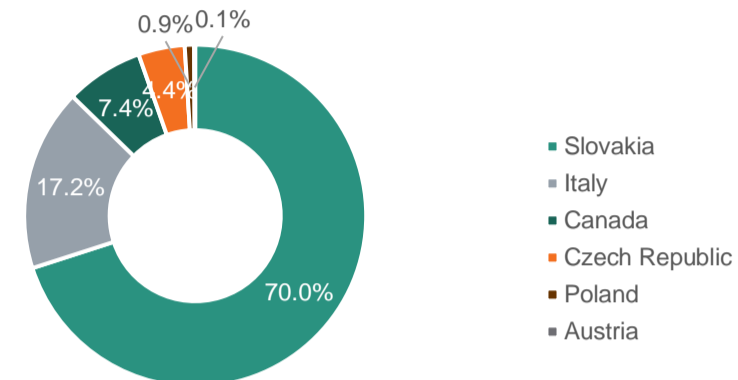
#### Distribution by currency denomination



#### Distribution by interest rate type



#### Geographical distribution



### Additional assets:

Additional assets (fair value)

0 €

### Hedging:

There are no derivatives in the cover pool as the Issuer manages the risk on a Banking Book level.

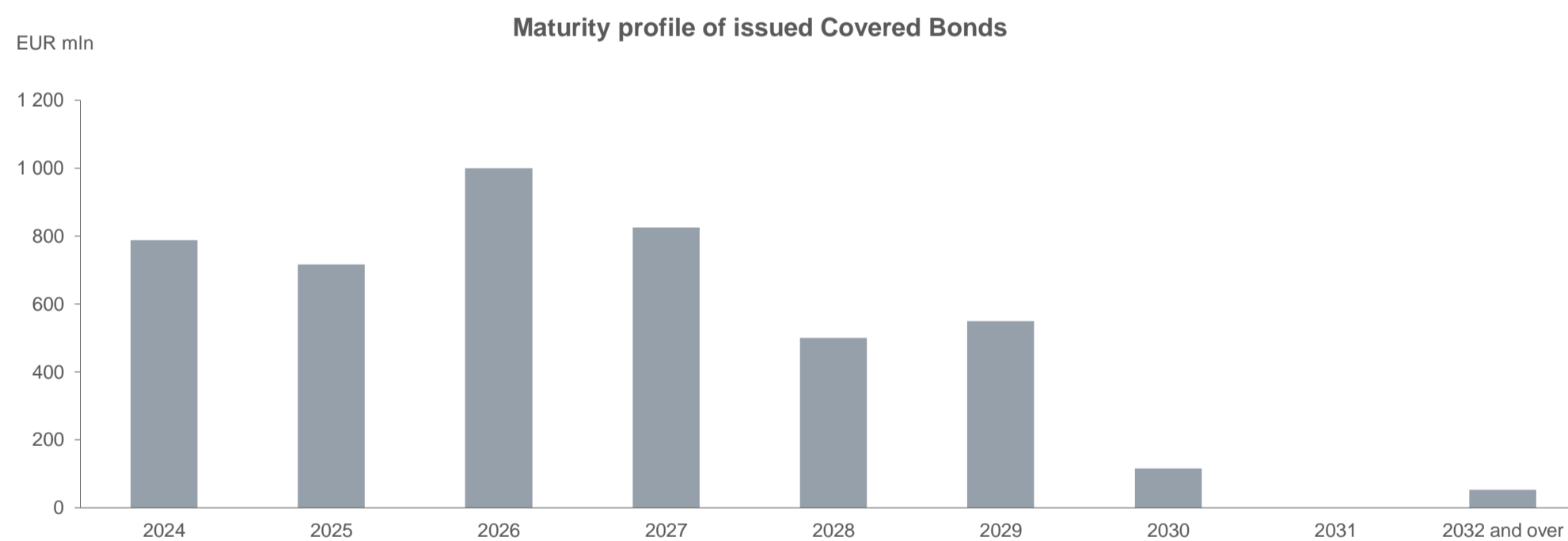
### The evaluation of liquid and additional assets:

Securities used as liquid or additional assets in cover pool are appraised in line with actual market prices in Bloomberg, in case of Slovak bonds the model of Slovak market makers is used.

## COVERED BONDS

### Outstanding covered bonds:

Outstanding value	4 570 185 292 €
Number of issues	20
Average residual maturity	2.9 years
Denomination	100% EUR
Interest Rate	100% fix
Maturity Type	Soft bullet*



\* The extension of maturity can only apply to banks that are in receivership or under an adjudication of bankruptcy, or if a proposal to commence resolution proceedings against a bank was submitted. The maturity of covered bond's principal may be extended by a maximum of 24 months. Extensions of covered bond maturity must not result in a change in the order of maturities of covered bond issues from the original order.

Outstanding VUB Covered Bond issues

ISIN	Outstanding issued amount	Currency	Coupon (%)	Issue date	Maturity date
SK4120005547	33 193 920 €	EUR	5.000	5.9.2007	5.9.2032
SK4120005679	19 916 352 €	EUR	4.900	29.11.2007	29.11.2037
SK4120006271	16 596 960 €	EUR	5.100	26.9.2008	26.9.2025
SK4120008228	15 000 000 €	EUR	5.350	29.11.2011	29.11.2030
SK4120008608	25 000 000 €	EUR	4.700	21.6.2012	21.6.2027
SK4120009887	38 000 000 €	EUR	2.550	27.3.2014	27.3.2024
SK4120010364	50 000 000 €	EUR	2.250	14.11.2014	14.11.2029
SK4120010794	100 000 000 €	EUR	1.250	9.6.2015	9.6.2025
SK4120011065	100 000 000 €	EUR	1.200	29.9.2015	29.9.2025
SK4120011149	100 000 000 €	EUR	1.600	29.10.2015	29.10.2030
SK4120012469	250 000 000 €	EUR	0.500	18.1.2017	18.1.2024
SK4120012824	250 000 000 €	EUR	1.050	27.4.2017	27.4.2027
SK4120014531	50 000 000 €	EUR	1.500	5.10.2018	15.12.2027
SK4120015108	500 000 000 €	EUR	0.250	26.3.2019	26.3.2024
SK4000015475	500 000 000 €	EUR	0.500	26.6.2019	26.6.2029
SK4000017455	500 000 000 €	EUR	0.010	23.6.2020	23.6.2025
SK4000018693	500 000 000 €	EUR	0.010	24.3.2021	24.3.2026
SK4000020491	500 000 000 €	EUR	0.875	22.3.2022	22.3.2027
SK4000022828	500 000 000 €	EUR	3.500	13.4.2023	13.10.2026
SK4000023685	500 000 000 €	EUR	3.875	5.9.2023	5.9.2028

Additional information in accordance with Act No. 483/2001 on Banks and amending certain laws , Section 37 (9) you can find at:  
[Information about bank activities | VÚB banka \(vub.sk\)](#)